

## Mandatory Training for Professional and Industrial Users

To access the training material provided by the FEICA – Click on this link – [Safe use of Diisocyanates - Homepage \(safeusediisocyanates.eu.\)](http://safeusediisocyanates.eu)

9

Click the link 'Self E learning.'



### Safe Use and Handling of Diisocyanates Trainings



Then click the link 'Book a Web Based Training.'



### Self E-Learning



[Book a Self E-Learning](#)



A Web Based Training is a self learning course that you can take at any time. In our courses you will find specific content for your application field. Our selection page will direct you to the trainings: [Book a Web based Training](#) (Self E-learning at 5,-€ per training incl certificate) You have already booked a training and want to open the training: [back to your training](#).

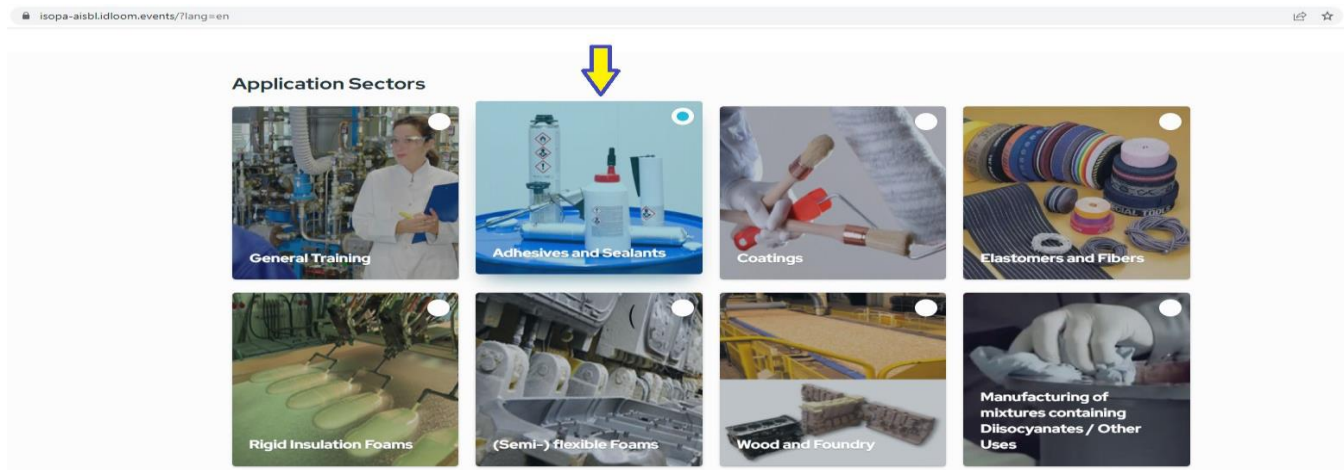
[Register Multiple Persons for Self E-Learning](#)

You have a group of trainees, that you would like to register for a Self-E-Learning. For this you can [upload a group of trainees](#) to the platform book and pay the Self-E-Learning for them: [Read our Guide for the Administrative Users](#). You already have an Admin user: [open your admin account](#).

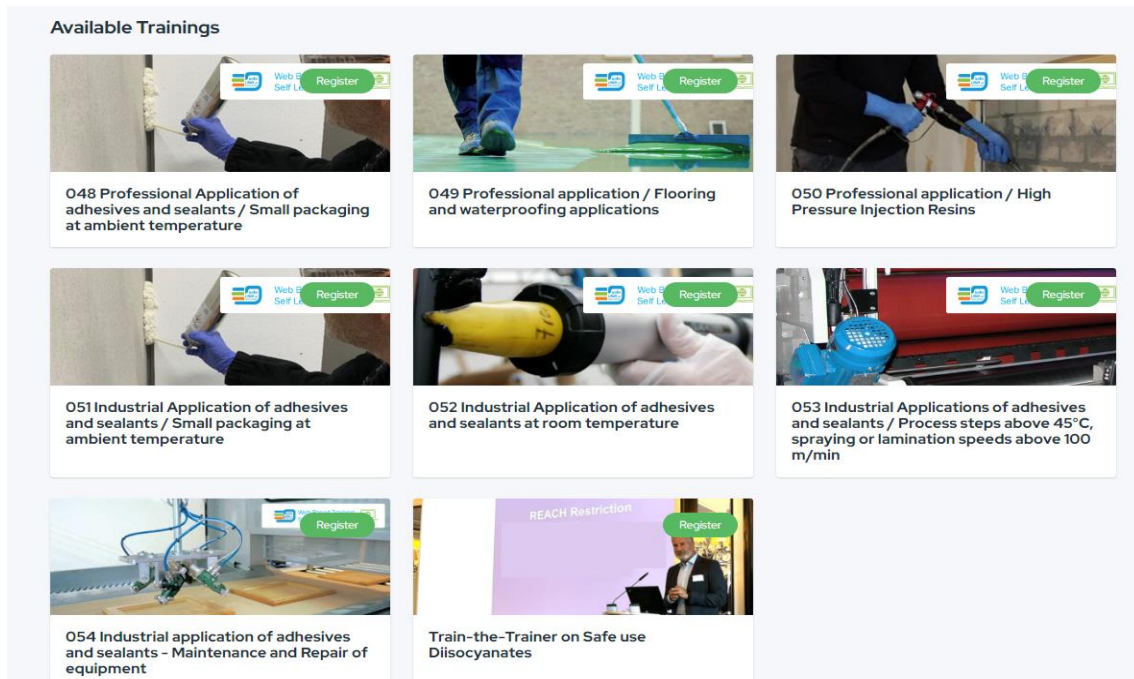
[Buy Vouchers for your Employees or Customers](#)

You want to support your customers or give your employees easy access to trainings. For this you can buy vouchers and use these to register individual or groups of trainees. Please contact us if you are interested: [Order Vouchers](#)

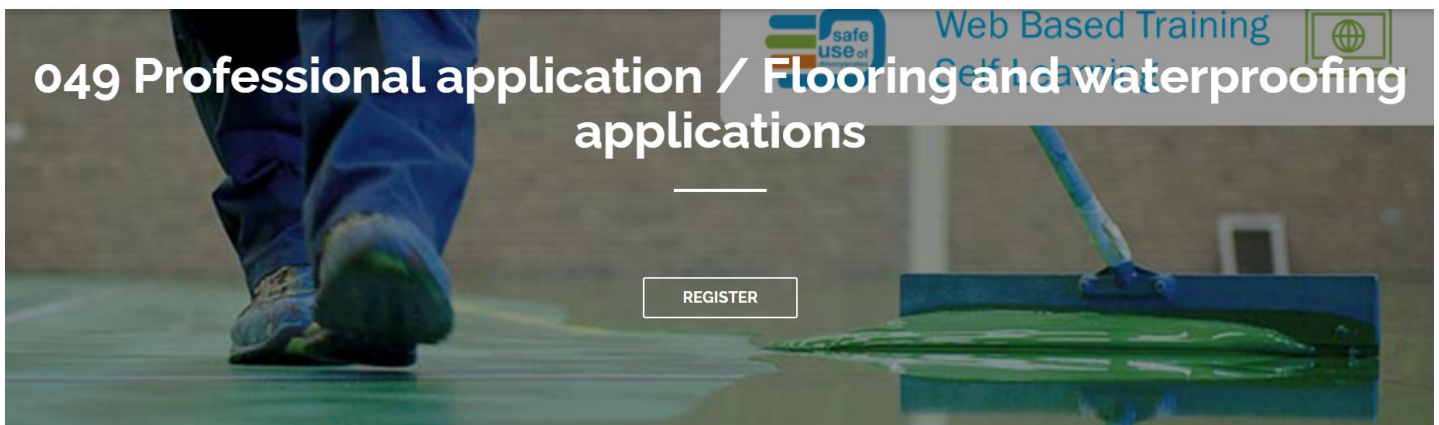
On the following page select 'Adhesives and Sealants' from the Application Sectors grid.



Then scroll down to see the training modules relevant to this sector and click on the module you would like to register for.

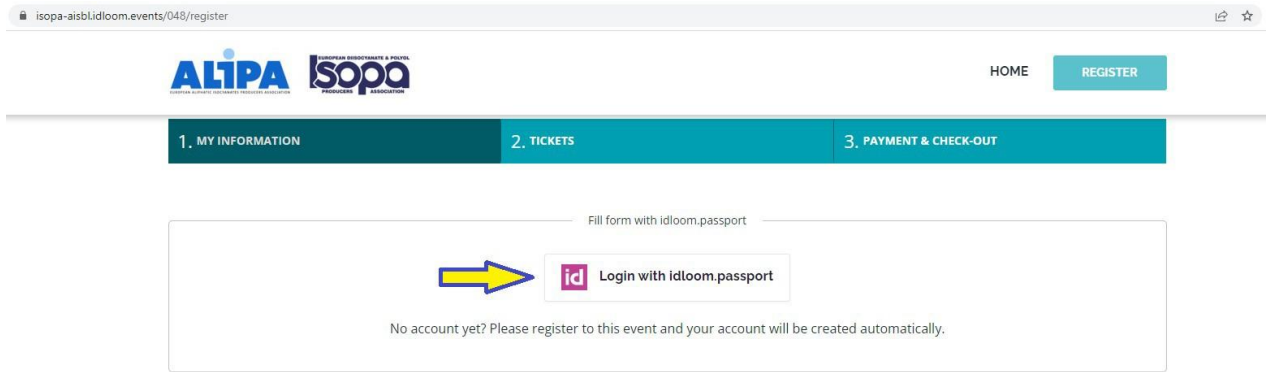


Click the 'Register' button on the following page.



You will require an email address to be able to log in.

Login to your idloom passport if you have previously registered, otherwise enter information into all the required fields.



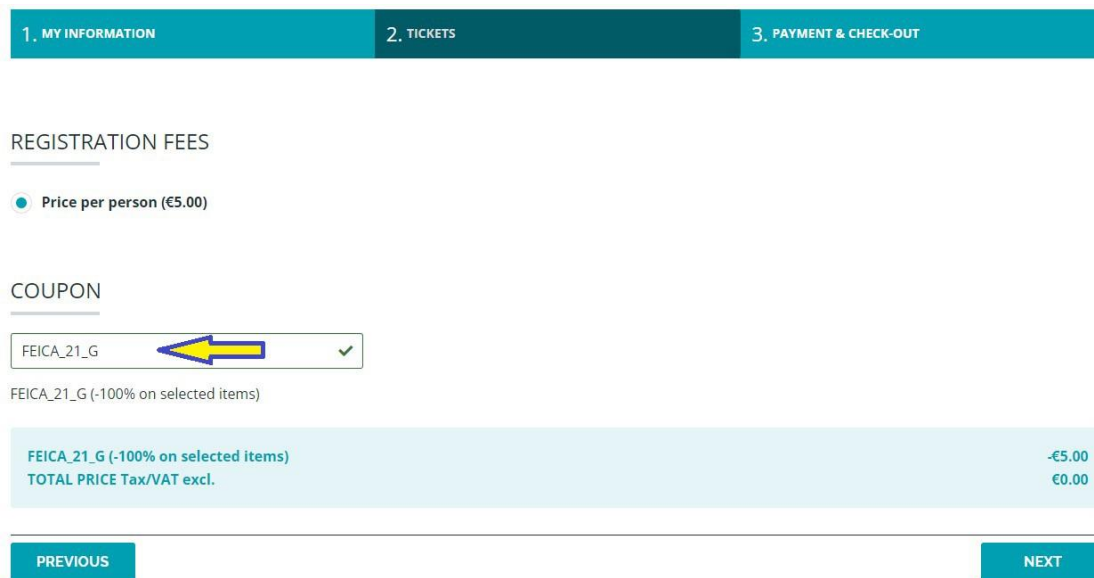
Once all of the required fields have been completed, tick the boxes to confirm the terms & conditions and the GDPR statement, then click Next to continue.

I accept the [Terms and Conditions](#)

I accept the [privacy & GDPR policy](#)

NEXT

On the following screen, enter the voucher code **FEICA\_21\_G** to zero the cost of the relevant training module and then click Next to complete the registration.



Once the order is confirmed you will receive an email with a link and the creation of your idloom passport by creating a password.

## REGISTRATION CONFIRMED

Thank you for your registration !

Your booking has been confirmed. You will receive a confirmation email in your mailbox shortly.

We're looking forward to seeing you at the event!

Click the link in the email and enter a password. The password should be a minimum of 8 letters and should contain at least one upper case character, one number and a symbol e.g., exclamation mark.

Once a password is created to finalise the passport; the user will be directed to <https://passport.events/me> where they can access any training module(s) they are registered on.

The screenshot shows a web browser at the URL [passport.events/me](https://passport.events/me). The page features a dark purple header with the 'id' logo. A left-hand navigation menu contains icons for home, calendar, profile, and settings. The main content area is divided into two sections: 'My next events' and 'My next trainings'. The 'My next events' section includes a 'See all' button and a message: 'You are not registered to any event. Register and participate to a new event.' The 'My next trainings' section also has a 'See all' button and displays a training card for 'T-048 Professional Application of adhesives and sealants / Small packaging at ambient...' with a '30 minutes' duration and a 'Start training' button. A yellow arrow points to the 'Start training' button. To the right of the training card is a 'Reach your goals' section with the text 'Start a new training and get a certification.'

Users can now begin the training.

Each module consists of a 10–15-minute video followed by a short assessment of the training.

A certificate for each training module will be available upon completion.